

Antony Gormley in Derry

Antony Gormley

Antony Gormley is a British artist, known for his sculpture. His artwork features in many public places around the world.

- He was born in 1950, in London.
- He went to boarding school in Yorkshire.
- He studied art history at Cambridge University.
- He met his wife at art school.
- Antony's sculptures are mainly based on the body. He wraps parts of himself in cling-film (avoiding his face) and then covers this in clay to make a mould

Sculptures

Antony Gormley creates his sculptures to show the connection between humans and the space around them. He uses concrete, iron, clay and other materials for his work. Here he has placed 100 iron figures on Crosby Beach, near Southport. They look like they are people in silhouette.



Angel of the North

This is the Angel of the North, the most well-known of Antony Gormley's sculptures. It is in Gateshead, on top of a hill, next to the A1, which is a road that connects London and Edinburgh.

It measures 20 metres tall, with a huge 54-metre wingspan. It is made from concrete, copper and steel.



Did You Know...?

The Angel of the North stands on a site that used to be a coal mine.

Antony Gormley in Derry



This sculpture is in three sections in different parts of the Derry Walls, and was commissioned and installed in 1987.

One of the sculptures is on the east of the walls overlooking the Foyle River, another is at the Bogside next to the remains of the Walker Monument and the last on the Bastion looking across to the Fountain Estate.

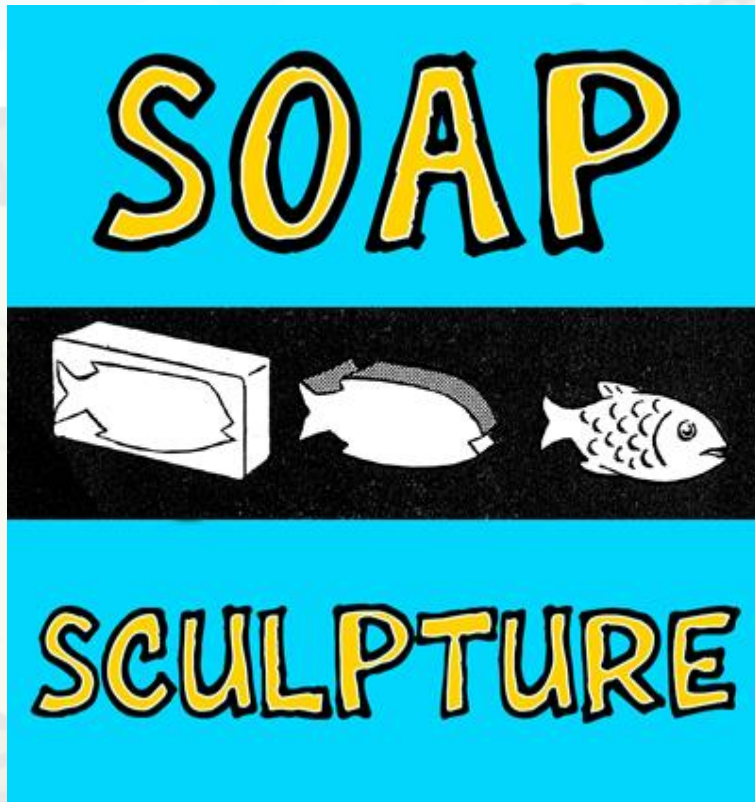
Antony Gormley in Derry

All the sculptures on the Derry Walls consist of two identical cast-iron figures joined back-to-back. They are in the form of a crucifix. One cast iron figure faces the wall and the other looks outwards. The sculptures stand as a metaphor for how the people, from different religions, in the city are divided but also joined.

Antony Gormley in Derry

When you can, take a walk around the Derry Walls with your family and find Antony Gormley's sculptures.

Antony Gormley's Soap Sculpture



Antony Gormley often tries out his figures by carving ideas into soap. Try making a sculpture in soap

Antony Gormley's Soap Sculpture



1. Cut out one of the images included or draw your own.


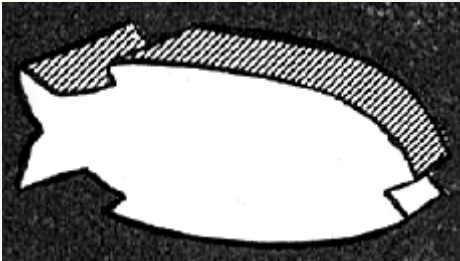
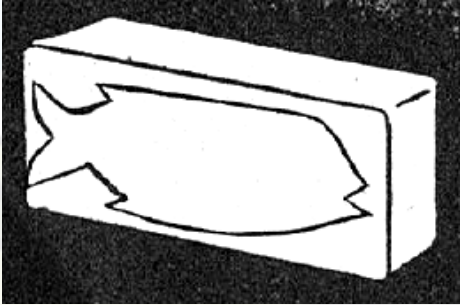
2. With a pencil or pointed tool, draw around the image you have chosen onto soap.

3. Cut away the excess bits of soap using a tool such as a butter knife or a craft knife (with supervision).

4. Don't carve too long in one place; turn the work often.

Have FUN!!!!

Antony Gormley's Soap Sculpture



We would love to see your soap sculptures. Email pictures of your sculptures to your teacher.